

**☉Type TS Jacking Method Ductile Iron Pipe**

SHIN NAN CASTING FACTORY CO., LTD.

SHIN NAN CO., LTD.

SHIN NAN CO., LTD.

SHIN NAN CO., LTD.

SHIN NAN CO., LTD.

SHIN NAN CO., LTD.

SHIN NAN CO., LTD.

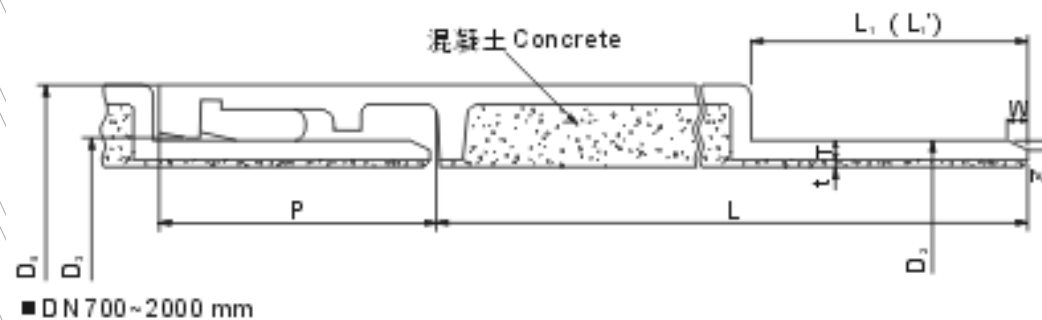
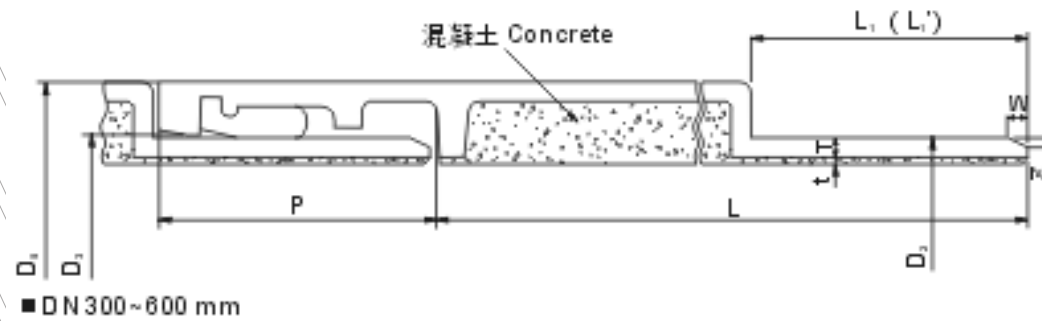
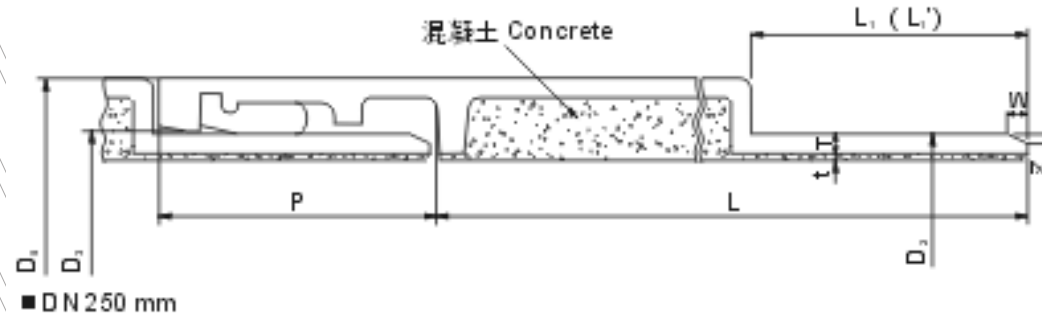
SHIN NAN CO., LTD.

SHIN NAN CO., LTD.

SHIN NAN CASTING FACTORY CO., LTD.

SHIN NAN CASTING FACTORY CO., LTD.

SHIN NAN CASTING FACTORY CO., LTD.



SHIN NAN CASTING FACTORY CO., LTD.

Unit : mm

DN	Thickness	Lining Thickness	Effective Length	Dimensions								Weight (kg)	DN
	T	t	L	D <sub>2</sub>	D <sub>3</sub>	P	D <sub>5</sub>	L <sub>1</sub>	L <sub>1</sub> '	W	Z		
250	9.0	3.5	1000	271.6	274.6	114	314.7	109	250	9.5	3.2	72.5	250
300	9.6	3.5	1000	322.8	325.8	115	367.1	110	300	9.5	3.2	93.4	300
400	10.8	5.0	1000	425.6	429.2	130	482.8	125	300	14.0	5.0	135.6	400
500	12.0	5.0	1000	528.0	531.6	135	587.6	130	300	14.0	5.0	188.3	500
600	13.2	5.0	1000	630.8	634.4	140	692.8	135	330	14.0	5.0	246.6	600
700	14.4	6.0	1000	733.0	737.0	155	818.8	150	360	15.0	6.0	335.8	700
800	15.6	6.0	2500	836.0	840.0	160	924.2	155	360	15.0	6.0	883.0	800
900	16.8	6.0	2500	939.0	943.0	175	1029.6	170	360	15.0	6.0	1064.8	900
1000	18.0	6.0	2500	1041.0	1045.0	185	1140.0	180	380	19.0	7.5	1277.1	1000
1100	19.2	6.0	2500	1144.0	1148.0	200	1245.4	195	380	19.0	7.5	1495.6	1100
1200	20.4	6.0	2500	1246.0	1250.0	215	1349.8	210	380	19.0	7.5	1730.8	1200
1350	22.2	9.0	2500	1400.0	1404.0	235	1515.4	225	420	23.0	8.5	2146.2	1350
1500	24.0	9.0	2500	1554.0	1558.0	260	1677.0	250	420	23.0	8.5	2596.2	1500
1600	25.2	9.0	2500	1650.0	1654.0	275	1775.4	265	440	23.0	8.5	2808.1	1600
1650	25.8	9.0	2500	1701.0	1705.0	280	1827.6	270	440	23.0	8.5	3061.5	1650
1800	27.6	9.0	2500	1848.0	1852.0	305	1982.2	295	480	26.0	9.5	3592.0	1800
2000	30.0	9.0	2500	2061.0	2065.0	335	2204.0	325	530	26.0	9.5	4398.8	2000

Note: L<sub>1</sub>' is the size of ahead pipe.

SHIN NAN CASTING FACTORY CO., LTD.

SHIN NAN CASTING FACTORY CO., LTD.

SHIN NAN CASTING FACTORY CO., LTD.

SHIN NAN CASTING FACTORY CO., LTD.